



Rubik's Cube Solution

Layer by Layer method (Morphocode)

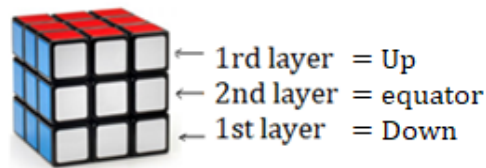
This method is very classic, layer by layer. We first finish the Down (1st layer) then the Equator (2nd layer) then the Up (3rd layer)



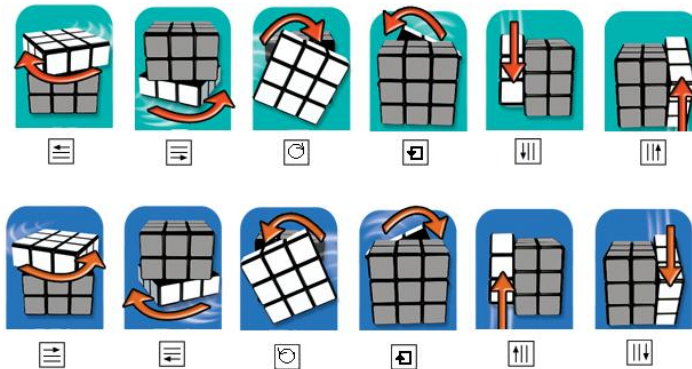
solved state




a state




Rotations



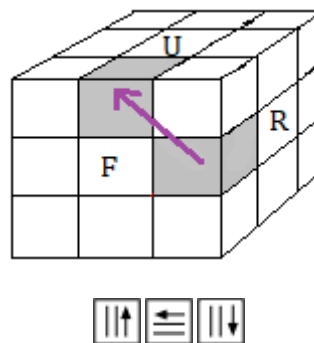
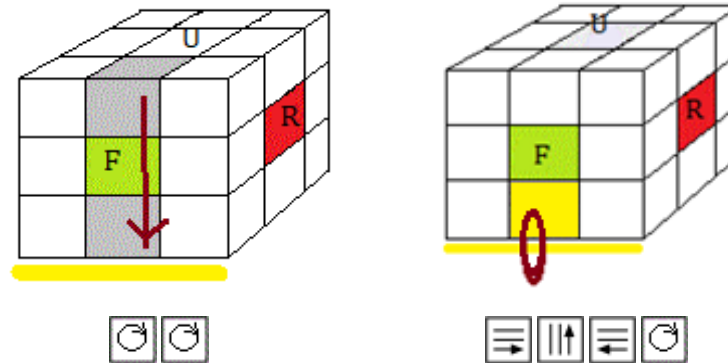
Standing in front of the Front face: The letter F means to turn the Front face 90° clockwise.

 = Turn 90° clockwise)

 = Turn -90° (anti-clockwise)

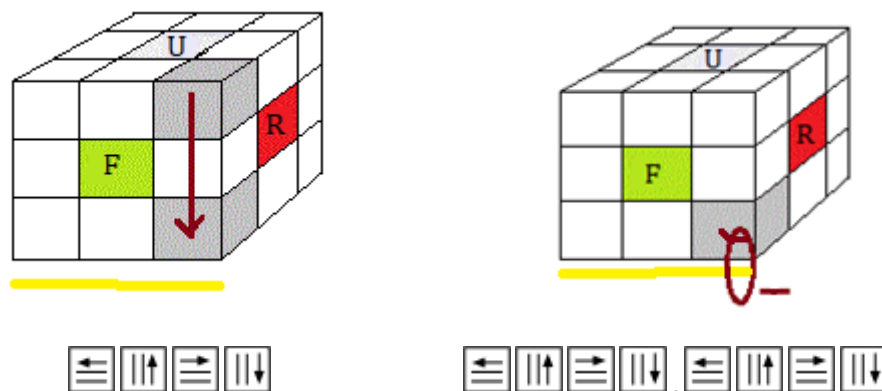
I- Arrange the Down-edges (make the Down-Cross)

Green center in front of you : Find the Down-edge (yellow,green), place it just above



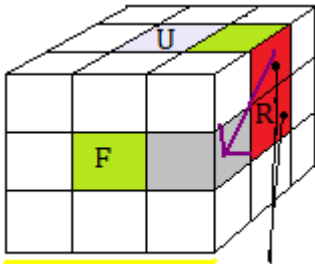
II- Arrange the Down-vertex

Green center in front of you : Find the Down-vertex (yellow,green,red), then place it just above

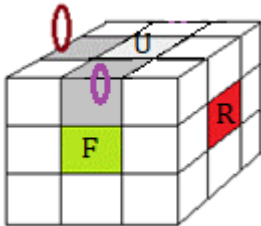


III- Arrange Equator-edge

Find an equator-edge, i.e. an edge that has no Up color (white), then position it as needed:



IV- Arrange the Up-edge



V- Arrange the Up-vertices

